

*linea* **RASACAP**

Smoothers



**ARREGHINI**<sup>®</sup>

ITALIAN PAINTS SINCE 1950

# linea RASACAP

## Smoothers

### Smoothers

**401**  
Lime-based adhesive/plaster for exterior insulation system

**50**  
Adhesive/plaster for exterior insulation system

**501**  
Adhesive/plaster for exterior insulation system

**502**  
Lightened adhesive/plaster for exterior insulation system

**503**  
Quick adhesive/plaster for exterior insulation system

**400**  
Repair mortar

**402**  
Skim coat

**KZ**  
Dehumidifying mortar

*The technical information stated is approximate.  
It is advisable to follow the specific conditions of use.  
For more detailed information see the data sheet that is  
downloadable from our website [www.caparreghini.it](http://www.caparreghini.it)*

**CAP ARREGHINI SpA**  
ITALIAN PAINTS SINCE 1950  
V.le Pordenone, 80 - 30026 PORTOGRUARO (VE)  
Tel. +39 0421 278111 - Fax +39 0421 75498  
info@caparreghini.it - [www.caparreghini.it](http://www.caparreghini.it)  
Azienda con Sistema Certificato UNI EN ISO 9001



RASACAP\_ED.04.2013\_REV.0

# linea RASACAP

## Smoothers



# linea RASACAP

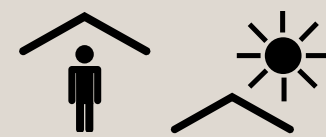
*On suitably standardized surfaces, restored and reconditioned plaster, external insulation systems that have been effectively implemented. These are just some of the many professional construction industry requirements that make the use of skim plasters an increasingly recurrent necessity. Thanks to CAP Arreghini's long experience, RASACAP has been formulated, it is a complete line of skim plasters which has been designed to suit different application conditions: ranging from new interventions to the restoration of various types of surfaces, including external thermal insulation systems and accomplishments according to the standards required by green housing.*

 **ARREGHINI®**  
ITALIAN PAINTS SINCE 1950



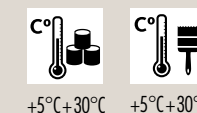
## 401

### Lime-based adhesive/plaster for exterior insulation system

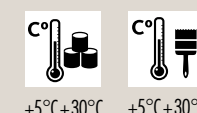


Adhesive mineral skim plaster for bonding and levelling out insulation panels, it is suitable for external thermal insulation systems, with expanded and extruded polystyrene, cork and panels in mineral fibres, on indoor and outdoor walls and ceilings, on brick foundations, solid brick, plaster of new or old constructions, concrete and, after application of a specific primer, even on plaster based surfaces.

Colour: Hazel-brown.



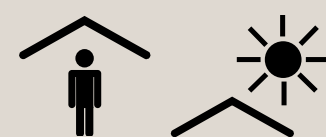
+5°C+30°C +5°C+30°C



+5°C+30°C +5°C+30°C

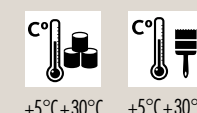
## 50

### Adhesive/plaster for exterior insulation system



This product is suitable for painting systems of indoor wood products, it is easy to apply, ideal for professional use as it is equipped with a high filling capacity, adhesion on water soluble sandblasted surfaces and on different wood species. It has fast drying times which reduces the time needed to paint. It ensures a finish with excellent uniformity and mechanical strength.

Colour: Grey.



+5°C+30°C +5°C+30°C

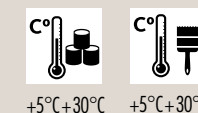
## 501

### Adhesive/plaster for exterior insulation system

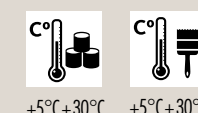


Adhesive mineral skim plaster for bonding and levelling out insulation panels, it is suitable for external thermal insulation systems, with expanded and extruded polystyrene, cork and panels in mineral fibres, on indoor and outdoor walls and ceilings, on brick foundations, solid brick, plaster of new or old constructions, concrete and, after application of a specific primer, even on plaster based surfaces.

Colour: Grey.




+5°C+30°C +5°C+30°C



+5°C+30°C +5°C+30°C

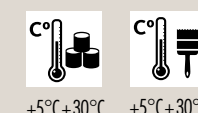
## 502

### Lightened adhesive/plaster for exterior insulation system



It is used for bonding polystyrene sheets (expanded or extruded), expanded polyurethane, cork, calcium silicate, mineral fibre panels or equivalents of it, on both vertical and horizontal brick foundations, concrete foundations, brick, solid brick and plaster in general. After application of a specific primer, it can also be used on gypsum-or plaster based surfaces.

Colour: White.




+5°C+30°C +5°C+30°C



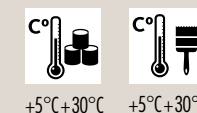
## 503

### Quick adhesive/plaster for exterior insulation system

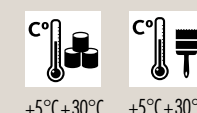


Adhesive mineral skim plaster for bonding and levelling out insulation panels, it is suitable for external thermal insulation systems, with expanded and extruded polystyrene, cork and panels in mineral fibres, on indoor and outdoor walls and ceilings, on brick foundations, solid brick, plaster of new or old constructions, concrete and, after application of a specific primer, even on plaster based surfaces.

Colour: White.



+5°C+30°C +5°C+30°C



+5°C+30°C +5°C+30°C

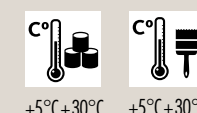
## 400

### Repair mortar



Non-structural universal mortar, to be used indoors and outdoors on concrete surfaces, but also on masonry, plaster and compo mortar. It is suitable for reconstitution of deteriorated surfaces such as risers, balconies and frames. It is a technical mortar with a compensated shrinkage and is suitable for applications up to 5 cm of thickness. It is suitable for levelling out thin layers, manageable with a trowel.

Colour: Grey.



+5°C+30°C +5°C+30°C



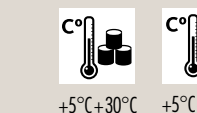
## 402

### Skim coat



Premixed skim plaster with high performance and ready to use, it is white in colour, and Portland cement based, with selected aggregates and special additives. It is suitable for levelling out, reinforced cement with a "civil" finishing, both for indoor and outdoor use. It is equally suitable for plastic, reinforced concrete, concrete castings and different old and new plaster coatings. After drying it may be coated with various types of finishes.

Colour: White.




+5°C+30°C +5°C+30°C



+5°C+30°C +5°C+30°C

## KZ

### Dehumidifying mortar



Premixed mineral plaster mortar for manual application, it is breathable and macro porous. It is special for reconditioning against capillary moisture. After treatment with Silomur, it protects against salt absorption, it is then used as a plaster for deteriorated walls. To be applied so as to obtain a total thickness of not less than 2 cm.

Colour: Grey.



+5°C+30°C +5°C+30°C

